

Using Trigonometry to Find Angle Measures

Find each angle measure to the nearest degree.

1) $\tan A = 2.0503$

2) $\cos Z = 0.1219$

3) $\tan Y = 0.6494$

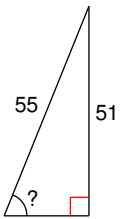
4) $\sin U = 0.8746$

5) $\cos V = 0.6820$

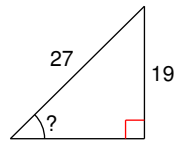
6) $\sin C = 0.2756$

Find the measure of the indicated angle to the nearest degree.

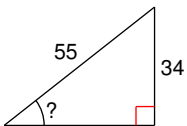
7)



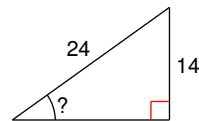
8)



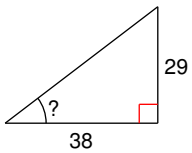
9)



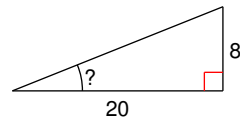
10)



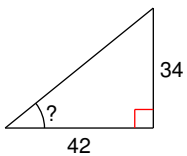
11)



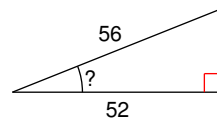
12)



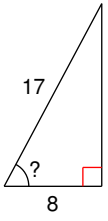
13)



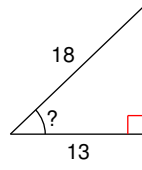
14)



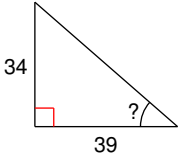
15)



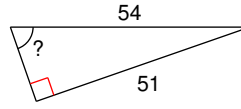
16)



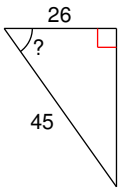
17)



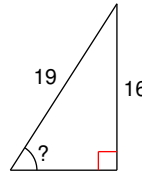
18)



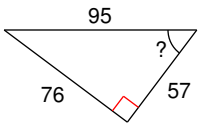
19)



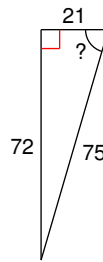
20)



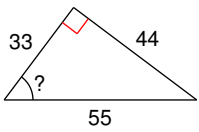
21)



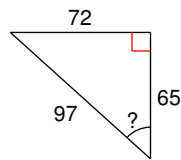
22)



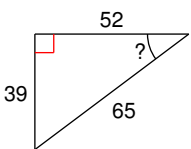
23)



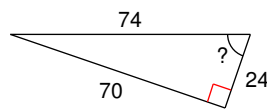
24)



25)



26)



Using Trigonometry to Find Angle Measures

Find each angle measure to the nearest degree.

1) $\tan A = 2.0503$

64°

2) $\cos Z = 0.1219$

83°

3) $\tan Y = 0.6494$

33°

4) $\sin U = 0.8746$

61°

5) $\cos V = 0.6820$

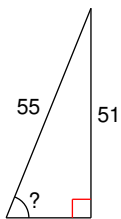
47°

6) $\sin C = 0.2756$

16°

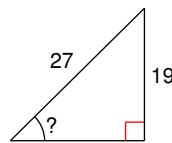
Find the measure of the indicated angle to the nearest degree.

7)



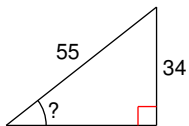
68°

8)



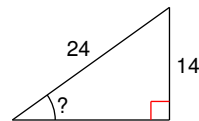
45°

9)



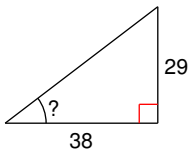
38°

10)



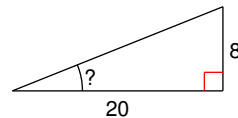
36°

11)



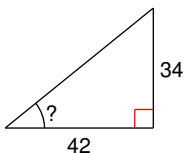
37°

12)



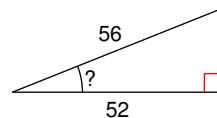
22°

13)



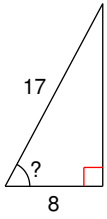
39°

14)



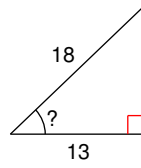
22°

15)



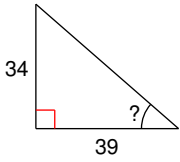
62°

16)



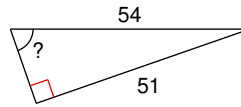
44°

17)



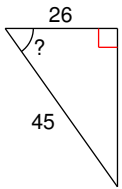
41°

18)



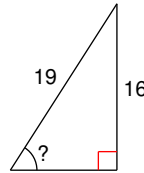
71°

19)



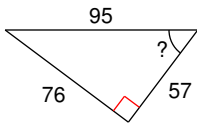
55°

20)



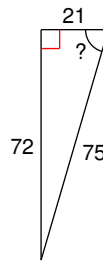
57°

21)



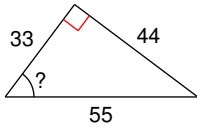
53°

22)



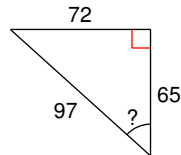
74°

23)



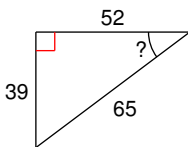
53°

24)



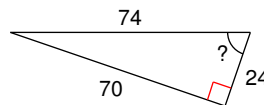
48°

25)



37°

26)



71°